

FM-DV1(HP) Dipole Antenna

Band II dipole

Broadband 87.5~108 MHz

1.5 dBd gain

Vertical Polarization

Omni directional pattern

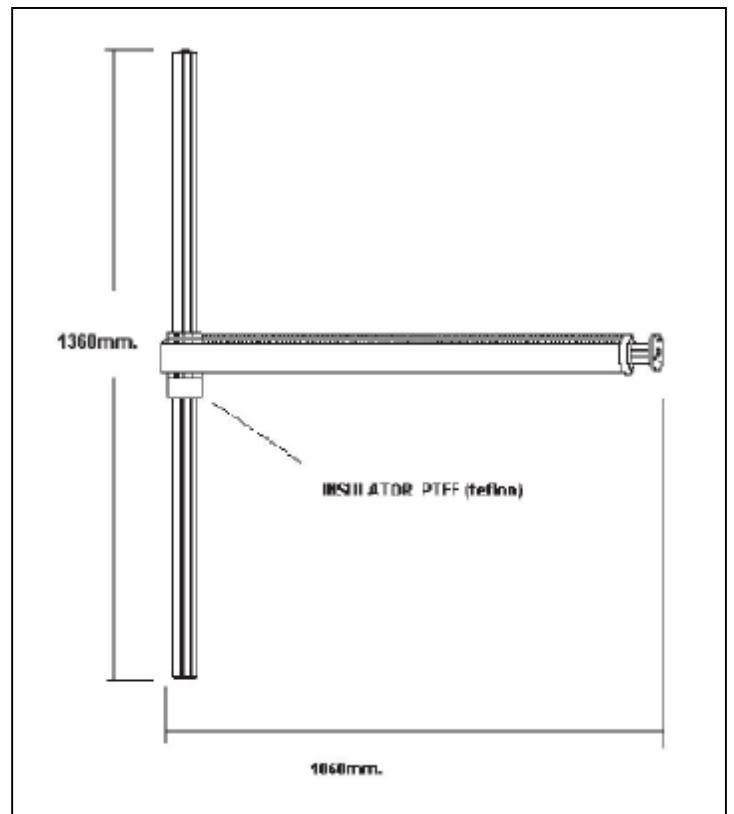
Stainless steel AISI 304

2-Bay Dipole Antenna

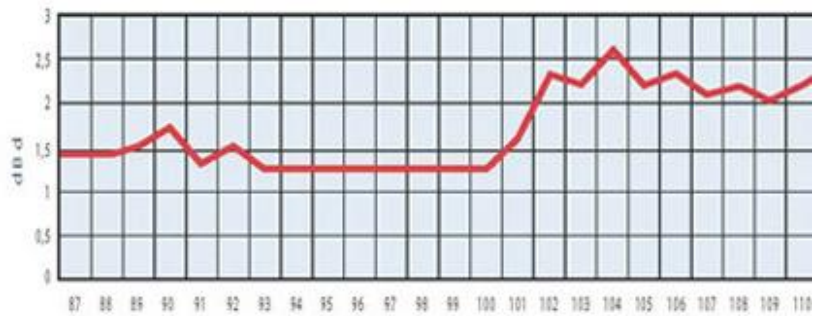
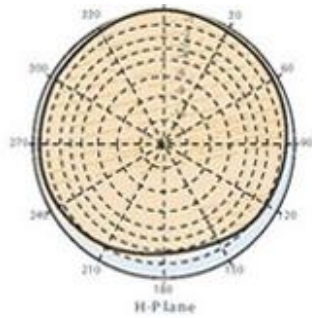
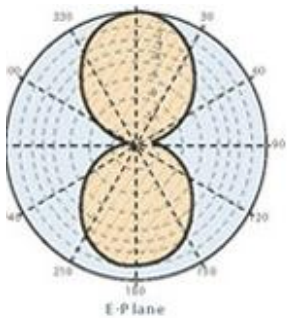
4-Bay Dipole Antenna

6-Bay Dipole Antenna

8-Bay Dipole Antenna



ELECTRICAL DATA		MECHANICAL DATA	
Item	FM-DV1(HP)	Shape size (mm)	1360*1060*60
Impedance	50ohm	Weight	9kg
Frequency range	87-108MHz	Maximum wind speed	225km/h
Gain (relative half-wave dipole)	1.5dBd	Wind load	32kg. 150Km/h
VSWR	<1.10	Mast diameter	φ 50-100mm
Polarization	Vertical polarization	Material	External parts: stainless steel
Voltage standing wave ratio	<1.25(Full-bandwidth)		Internal parts: passivated aluminum
Rated input power	<1.10(Designated frequency) 1KW(FM-DV1) 3KW(FM-DV1HP)		Internal parts: Copper
Matrix	The antenna is especially suitable for array		Fixture: Hot-dip zinc Steel
Input interface	7/16' or 7/8'		



FM-DV1 Dipole FM antenna technical parameters.

Bay	Face	Gain		Weight kg	Height m	Wind Load (v=160 km/ h) kg	Linear Array			
		dB	Multiples				1 K W	3 K W	5 K W	10 K W
1	1	1.5	1.4	9	1.4	10.1	FM-DV1X 11			
2	1	4.5	2.8	18	3.7	20.2	FM-DV1X 21	FM-DV1X 23		
3	1	6.3	4.2	27	6.0	30.3	FM-DV1X 31	FM-DV1X 33	FM-DV1X 35	
4	1	7.5	5.6	36	8.3	40.4	FM-DV1X 41	FM-DV1X 43	FM-DV1X 45	FM-DV1X 410
6	1	9.3	8.4	54	12.9	60.6	FM-DV1X 61	FM-DV1X 63	FM-DV1X 65	FM-DV1X 610
8	1	10.5	11.3	72	17.5	80.8	FM-DV1X 81	FM-DV1X 83	FM-DV1X 85	FM-DV1X 810